

DIVERSITY AND DISTRIBUTION OF AQUATIC INSECTS IN SOTHUPARAI RESERVOIR, AT PERIYAKULAM, THENI DISTRICT, TAMILNADU, INDIA

Medona Mary R., Nirmala T., M. R. Delphine Rose

Department of Zoology, Jayaraj Annappackiam College for Women, Periyakulam, TN, India.

ABSTRACT

The present study deals with the diversity and distribution of aquatic insects from Sothuparai Reservoir. It is located at the foothills of the Western Ghats. The aquatic entomofauna were sampled systematically and randomly using standard protocols. The aquatic insects act as an indicator species to monitor the environmental pollution. Ephemeropteran were most diverse and its presence indicative of good water quality. The abundance of organic pollution tolerant Baetis were found in downstream, nearer to human settlements. The physico chemical variations of water taken into account for the study were found to be influencing the distribution of aquatic insects. It is suggested that routine bio monitoring of the reservoir using aquatic insect indicators will facilitate better conservation and management.

Key Words: Aquatic insects, Diversity, Water quality, May flies, Sothuparai reservoir and Bio indicator

INTRODUCTION

India is one of the mega diverse countries, with a notable diversity of aquatic habitats of about 3,166,414 Km² with significant variations in rainfall, altitude topography and latitude. The Western Ghats are, also called as Sahyadri hills, one of the tropical biodiversity hotspot in India. The diverse climatic conditions, physical and geographical nature of the Ghats renders shelter for rich fauna and flora. The Western Ghats is bestowed with a number of perennial and intermittent, small and large streams and rivers, the region shows high species diversity. The Ghats not only supports terrestrial but also aquatic diversity of flora and vertebrate fauna and least is the importance to invertebrate fauna (Ramachandran *et al.*, 2010).

The linear morphology of streams and river is unique. The water current is one of the salient stream features but it varies seasonally, with depth and throughout the longitudinal profile of the water course. Freshwater habitats including both lentic and lotic habitats serve as a home to greater entomofauna. Among the 56% of insects, only 3-5% is aquatic and they are minor fraction of all insects. Nearly 3% of all the insects initiate their life

cycle as aquatic larvae before emergence as winged terrestrial forms (Daly, 1996). The habitats for insect communities in streams show a great variation of aquatic invertebrate diversity. Cascade, riffles and pools are the most common stream habitat. Cascades are the habitats where the water flows turbulently through boulders and cobbles. Woody debris and litter get collected in the cascades because of its physical structure. The water flows with little turbulence over gravel and sand is the riffle. Pools are habitats with minimum water flow and least turbulence (Subramanian, 2003).

Studies of invertebrate fauna of lentic ecosystems were correlated to species – habitat relationship with regard to the environmental variables (Compin & Cerghino, 2003; Azrina *et al.*, 2005). Over 95% of the total individual in fresh water particularly streams comprise of these immature life stages of aquatic insects. They play an important role in food chain of stream ecosystem. Some freshwater insects have specific requirements regarding their nutrients, water quality, substrate and vegetation. The impact of human on freshwater were assessed by the use of indicator species (Carter and Resh, 2001; Nagendran, N., 2007). Indicator species are those taxa known to be par-

Corresponding Author:

Medona Mary R., Department of Zoology, Jayaraj Annappackiam College for Women, Periyakulam, TN, India,

E-mail: medonawilson@gmail.com

Received: 02.03.2015 Revised: 22.03.2015 Accepted: 13.04.2015

ticularly sensitive to specific environmental factors. Any changes in their incidence and abundance may directly reflect an environmental change (New, 1984).

The aquatic insects, that have one of more life stages adapted for living in the aquatic environment, which may takes a few weeks to several years. Three aquatic orders, Ephemeroptera, Plecoptera and Odonata have a hemimetabolous life cycle. The other aquatic orders, Trichoptera and Megaloptera are holometabolous life cycle. Heteroptera has a paurometabolous life cycle. Among these orders Ephemeroptera, Plecoptera, Trichoptera, Coleoptera and Diptera are found in abundance in many streams (Subramanian, K.A., 2007 and Sivaramkrishnan, 2005).

Most of the stream ecosystems are becoming increasingly polluted by domestic sewage, agricultural runoff, urban waste and industrial effluents (Trivedy and Goel, 1985; Trivedy, 1988, 1990; Kumar, 2001). Anthropogenic impacts on the structure and the organisms of freshwater ecosystems are diverse, unpredictable and unaccountable. It leads to structural and functional disturbance in freshwater ecosystem and finally reduces the biodiversity at different levels of biological organization. The use of living organisms to assess water quality is a century old approach to water quality evaluation. Physical and chemical data reflect a condition that exists during sampling. But biological monitoring gives an indication of past conditions also.

The use of aquatic insects as bio indicators provides data to estimate the degree of environmental impact and its potential effects on other living organisms (Wahizatul, et al., 2011). In general, aquatic insects are largely ignored in the contemporary estimation on Indian biodiversity and hence the present study documents the diversity of aquatic entamofauna in Sothuparai reservoir, Theni District, Tamilnadu, India.

MATERIAL AND METHODS

Description of Study site

Sothuparai is located at 9 km from periyakulam and situated between the longitude 77° 28' 4" and latitude 10° 7' 45". Sothuparai dam supplies water to periyakulam throughout the year. Irrigation under sothuparai system 2,865 acre. Water spread area of maximum water level is 48.64 square meter. Maximum flood discharged allowed, 807.48. Full reservoir level is 405.5cm. Length of dam is 345 meter. Height of the dam is 1035.00 feet. Maximum water level is 100.22 feet. This stream is across the Varaha River. The wide expanse of stored water is an impressive sight.

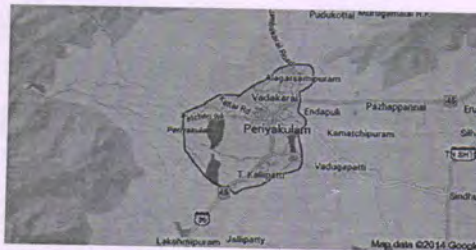


Figure 1: Showing the Map of Study Area

Sample Collection

The water samples for the present study were collected once a month from the upstream and downstream of the reservoir between 10 am to 11 am. Sterilized sampling bottles were used to collect the water samples. After collection, the samples were kept in ice cold box before transporting to the laboratory.

Analysis of water quality parameters

On the sampling spot, water quality parameters viz temperature, humidity, water current, depth and width of the stream and p^H were measured. Width and depth of the streams were measured using a marked pole and measuring tape at each stream. Total Alkalinity, Total Hardness were analyzed by volumetric means. The chemical parameters such as Calcium, Iron, Magnesium, Nitrate, Nitrite, sulphate, Phosphate, DO, and BOD were analyzed in the laboratory following the standard methods as prescribed by APHA, (2005).

Sampling of Aquatic Insects

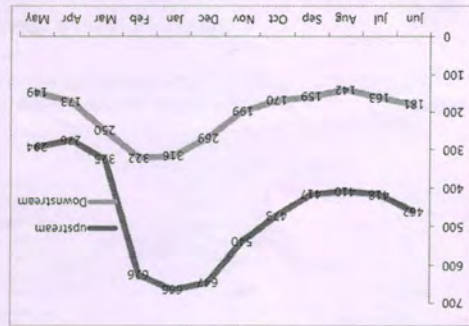
The study was conducted during the early hours of the day from June, 2013 to May, 2014. Two sites were selected for the study i.e. upperstream and downstream. A length of 100m reach was considered as a unit and the aquatic entamofauna were sampled using D- frame dip net as also kick net both of which are of 500 μ m mesh size. The Kick net was placed in the upperstream and downstream. One meter above stream bottom substrates was kicked to dislodge invertebrates clinging to debris and stones into the kick net. The contents were emptied into the tray and invertebrates were collected. The D frame net was employed to trap specimens clinging to vegetation, root mats etc., along the boundary (Merit and Cummins, 1988). Riffles and pools were sampled separately to account for sub habitat variations (Subramanian and Sivaramakrishnan, 2007). The collected specimens were preserved in jars containing 70% ethanol. They were identified using a LABOMED stereo zoom microscope with the help of standard keys (Merit and Cummins, 1988; Dudgeon, 1999 and Subramanian and Sivaramakrishnan, 2007).

The diversity of the Aquatic entomofauna in upper stream is higher than in downstream. The evenness was high in upperstream whereas it was lower in down-

stream. The diversity of the Aquatic entomofauna in upper stream is higher than in downstream. The evenness was high in upperstream whereas it was lower in down-

Composition of insect taxa in sothuparal Reservoir

Figure 2: Abundance of Entomofauna seen in Sothuparal Reservoir during June 2013 to May, 2014



A total of 7243 individuals of entomofauna representing 43 genera categorized under 332 families and 9 orders were collected from the upstream and downstream of the Sothuparal Reservoir. The aquatic entomofauna of upper stream constituted 43 genera, 32 families and 9 orders, while in downstream it was recorded as 35 genera, 27 families and 9 orders. The abundance of entomofauna at Sothuparal Reservoir was recorded maximum in upper stream and minimum (2518) in downstream (Figure 2).

Samples Collected

RESULTS

Data Analysis
 Species diversity indices such as Shannon-Weiner, Evenness were computed to understand the biotic community of each study site. Shannon-Weiner diversity (Shannon and Wiener, 1949) index helps in species relative abundance, evenness index is used for the degree to which the abundances are equal among the species present in a sample.

Trichoptera
 They were contributed by 6 genera Hydropsychidae, Lepidostomatidae, Helicopsychidae, Calamoceratidae,

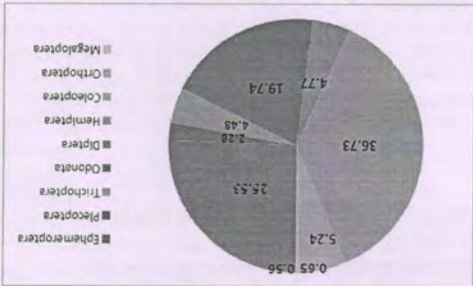
Plecoptera
 Fore et al., (1996) stated that the order Plecoptera is highly sensitive to environmental degradation. In our present study the presences of stone flies were high in upper stream and very low in downstream. It was represented by only one genus Perlidae.

Ephemeroptera
 The Ephemeroptera is one of the intolerant group of insects which are consider as an indicator of water quality because of its presence in both the polluted and unpolluted reaches of the aquatic body. Thalerosphyrus belonging to the Heptageniidae family was found to be abundant in upstream and absent in downstream. However, it appears to be intolerant to pollution (Abhijna et al., 2012, Tim, 1997; Meneirey et al., 2008 and Abhijna et al., 2012 reported that the genera Baetis species were tolerant to organic pollution. Arimoros and Muller (2010) stated that the overall composition and density of Ephemeroptera depends on the physico chemical and biological factors of the environment. The present study documents the Ephemeroptera taxa richness and diversity remain at a relatively high in the upper stream but reduced drastically in downstream of the reservoir.

DISCUSSION

Out of the eight families Gerridae was the dominant family both in the upper stream and downstream of the Reservoir. This was followed by Hydrometridae, Notonctidae, Nepidae, Ranatidae, Belostomatidae, Corixidae and Naucoridae.

Figure 3: Composition of Aquatic Insect Orders Collected from Sothuparal Reservoir.



stream. In both the upper and downstream the evenness was so high during the month of July whereas it was low in December.




Figure 4: Diversity of Entamofofauna seen in Sothuparal Reservoir during June,2013 to May, 2014

The present study reveals that the evenness value was recorded high in downstream (0.96) and in upstream it was slightly low (0.94) indicating relatively more or less even distribution of species in the reservoir (Figure 5).




Figure 5: Evenness of Entamofofauna seen in Sothuparal Reservoir during June, 2013 to May, 2014

Water Quality Parameters

The water quality parameters of the Reservoir were within the Permissible Limit as described APHA, (2005) (Table 1) (Sumitha and Rupali, 2013).

EPT Taxa Richness

The percentage of EPT index indicates the richness in upper stream and 25.80 % in downstream and this is in par with the results observed by Abjina et al., (2012) and Wahizatul et al., (2013). Thus the results indicated a better water quality was recorded in upper streams compared with the downstream of the Reservoir.

Diversity and Evenness

Diversity of aquatic entamofofauna was high during June and it was low in May whereas, in downstream the diversity was high in June and low in November (Figure 4). This is in par with Dinakaran and Anbalagan (2007) and Kalayarsi (2008).

Diptera

The composition of dipterans in the Sothupari Reservoir was 4.76 % of the insect fauna. Tipulidae and simuliidae are the families which belong to the order Diptera. Courtney, (2009) studied that dipteran species can be considered aquatic and they require a moist to wet environment within the tissues of living plants, decaying organic materials as parasites or in association with bodies of water. Orthoptera and Megaloptera were least in number of the total insect fauna recorded in Sothupari Reservoir. Coleoptera were 5.27 % of the insect communities in the Reservoir. It was represented by 6 genera categorized under 4 families. Dineutus was high in number abundance in upper stream, where as in downstream Gytnus species was high and both of them belongs to Gytnidae family. The major family of aquatic Coleoptera was Gytnidae, Hydrophylidae, Psephenidae and Noteridae. Khan and Gosh, 2001 observed that the Hydrophylidae family was water scavenger beetles and they were present in shallower regions of wetland. The emergent ones of Hydrophylidae feed mainly on detritus, Algae and decaying vegetative matter. Nagendram, (2004) reported 7 families in selected streams in the three states of Southern Western Ghats.

Odonata

Odonata contributes 19 % of the total fauna. Libellulidae, Gomphidae and Euphaetidae were the families belonging to Odonata. The nymphs of this family remain attached to macrophytes. Crocothemis was the species of the Libellulidae, the naid of which is mud dwelling. 16 genera in Western Ghats have been collected by Subramanian and Sivaramakrishnan, (2005).

Piloptomidae and Psychomyiidae

The numerical abundance of caddis flies was equal in both the streams of the reservoir. Sivaramakrishnan, et al (2000) concluded that Trichoptera as the most popular order of aquatic insects in the streams of Western Ghats in terms of the total abundance but it was contrary to our present findings of Sothupari Reservoir in the Southern foot hills of Western Ghats.

May et al.: Diversity and distribution of aquatic insects in sothuparal reservoir, at periyakulam, theni district, tamilnadu, india

Table 1: Water Quality Parameters of Sothuparal Reservoir from May, 2013 to June, 2014

Chem. Para.	Jun	Jul	Aug	Sep	Oct	Nov	Dec	Jan	Feb	Mar	Apr	May
Turbidity	2	4	2	3	2	4	5	4	3	2	3	4
*TDS	29	33	40	35	46	42	54	44	63	56	64	55
*EC	42	45	55	50	65	60	77	63	90	80	92	78
pH	7.1	7	5.5	6.3	7.1	6.3	7	6.8	7.7	7.1	7.5	7.5
*TA	10	15	18	18	20	20	20	24	24	24	26	24
*TH	12	10	20	20	22	22	24	24	26	26	28	26
Ca	2	2	4	4	4	4	5	5	5	5	6	5
Mg	1	0.88	3	3	3	3	3	3	3	3	4	3
Fe	2	2	10	5	5	5	8	10	10	3	10	5
NH3	0.6	0.6	1.5	1.5	1	0.8	3	3	1.5	1.2	0.6	0.8
No2	0.04	0.04	0.04	0.03	0.02	0.02	0.02	0.01	0.01	0.1	0.02	0.01
No3	2	5	2	2	3	4	4	2	2	2	3	2
Cl	5	5	4	4	6	1	8	6	10	8	10	8
F	0.2	0.6	0.4	0.4	1	0.6	0.8	0.7	0.8	1	0.8	0.8
S	4	7	3	2	4	4	4	3	6	4	5	6
PO4	0.5	0.7	2	1	0.8	0.63	0.5	0.8	0.9	0.7	1	0.8
*DO	0.21	0.31	0.42	0.42	0.42	0.42	0.42	0.63	0.63	0.42	0.42	0.42
*BOD	3	3	4	3	6	7	8	7	7	8	9	8

*TDS- Total dissolved solids, EC- Electrical Conductivity, TA - Total Alkalinity, TH - Total Hardness, *DO- Dissolved Oxygen, BOD- Biological Oxygen Demand

Anthropogenic activities might change the normal development of these fragile ecosystems especially at downstream of the Reservoir. This may be because of the several human activities such as recreation; agricultural activities and this in turn affect the diversity of aquatic insect communities.

The present study clearly documents that the composition of the aquatic insect communities is moulded by their different levels of sensitivity to pollution in accordance with the abiotic factors in the stream ecosystem.

CONCLUSION

The physico chemical parameters and the aquatic insect communities together indicated the natural and man-made influences. Thus the study states that the biomoni-

ACKNOWLEDGEMENT

Authors express their deep sense of gratitude to University Grants Commission and Jayaraj Annapackiam College for Women (Autonomous), Periyakulam for providing the fund and the laboratory facilities. Authors acknowledge the immense help received from the scholars whose articles are cited and included in references of this manuscript. The authors are also grateful to authors / editors / publishers of all those articles, journals and books from where the literature for this article has been reviewed and discussed.

14. Kumar, A., 2001. (Ed.). Ecology of Polluted waters, Vol I and II. Ashish Publishing House, New Delhi. 1233.
15. Menerey, N, Oertli, B, Sartori, M, Wagner, A, Lachta, J.B., 2008. Vannic: Eutrophication: Are May flies (Ephemeroptera) good bioindicators for ponds. Hydrobiologia, 579:123-135.
16. Merritt, R W, and Cummins, K W, 1988. An Introduction to the aquatic insects of North America (2nd Edn). Kendall. Hunt Publication Company, Dubuque, Iowa: 722.
17. Nagendran, N.A., 2007. Stream Characteristics and Bionomorphing of Perumal Patha Odal, Karanthammal, TamilNadu. Ecol. Env & Cons. 13 (1): 57—62.
18. New, T R., 1984. Insect Conservation Dr. W. Junk Publishers, Dordrecht, Netherlands. 188-198.
19. Ramachandra, T V, Chandran, M D S, Bhar, H R, Dudani, S, Rao, G R, Boomatharan, M, Mukri, V, Bharath S, 2010. Biodiversity, Ecology and socio economic aspects of Gundia river basin in the context of proposed mega hydroelectric power project. CES Technical Report -122, Centre for Ecological Sciences, Indian Institute of Science, Bangalore.
20. Shannon, C E, Weiner, W, 1949. The Mathematical theory of communication. University of Illinois press, Urbana: 117.
21. Subramanian, K A, 2003. Stream insect communities of Western Ghats and their bioindicators potentials (Thesis submitted to Madurai Kamaraj University, Tamil Nadu)
22. Subramanian, K A, Sivaramakrishnan, K G, 2007. Aquatic insects of India: A field guide. (ATREE), Bangalore.
23. Ashoka Trust for Research in Ecology and Environment
24. Susmita Gupta, Rupali Narzary, 2013. Aquatic Insect community of lake, Phulbari Anua in Cachar, Assam. Journal of Environmental Biology. 34: 591-597.
25. Timm, H, 1997. Ephemeroptera and Plecoptera larvae as environmental indicators in running waters of Estonia. Trivedy, R K and Goel, P K, 1985. (Eds). Current Pollution Researches in India. Environmenta. Karad, M.P. 344.
27. Wahizatul, A A, Luna, S H, Ahamed, A, 2011. Composition and distribution of aquatic insect communities in relation to water quality in two freshwater streams of Hulu Terengganu, Terengganu. Journal of Sustainability Science and Management, 6, (1).
1. Abhijna, U G, Rathesh, R, Biju Kumar A, 2013. Distribution and Diversity of aquatic insects of Vellayani Lake in Kerala. Journal of Environmental Biology. 34: 605-611.
2. Arimoro, F O, W J, Muller, 2010: May Fly (Insecta: Ephemeroptera) Community structure as an indicator of the ecological status of a stream in the Niger Delta area of Nigeria. Environmental Monitoring assess, 166: 581-594.
3. APHA: Standard Methods of Examination of Water and Waste water, 21st Edn. APHA, AWWA And WPCF publications, Washington Dc, USA.
4. Arsenoz, M, Adamo, P, Bianco, P, 2001. Impact of land use and urban runoff on the contamination of the Sarno river Basin in Southern Italy. Water, Air, Soil Pollution. 131: 349, 366.
5. Armatage, P D, Moss, D, Wright, J R, Fruse, M T, 1983. The performance of a new biological water quality score system based on macroinvertebrates over a wide range of unpolluted running water sites. Water Research, 17: 333-347.
6. Azhira, M Z, Yap, C K, Rahim Ismail, A, Ismail, A, Tan, S G, 2005. Anthropogenic Impacts on the distribution and biodiversity of benthic macroinvertebrates and water quality of the Langat River, Peninsular Malaysia. Ecotoxicology and Environmental Safety, 16: 184-210.
7. Balchandran, C, Chandan, M D S, Ramachandran, T V and Environmental Safety, 16: 184-210.
2011. Distribution and Biology of the Western Ghats, Sahyadhi eNews, 35.
8. Carter, J L, Kesh V H, 2001: After site selection and before data analysis sampling, sorting and laboratory procedures used in stream using benthic macroinvertebrates monitoring programme by USA. J.N. Am. Benthol. Soc., 20: 658-682.
9. Compjn, A, Cereghino, R, 2003. Sensitivity of aquatic insect species richness to disturbance in the Adour - Garonne stream system (France). Ecological Indicators. 2: 345-360.
10. Courtney, G W, Pape, T J, Skevington, H, Sindati, B J, 2009. Biodiversity of Diptera. In: Insect Biodiversity: Science and Society. (Edn: R. Foote and P. Adler) 11th Edn: Blackwell Publishing Ltd, Oxford, UK. 185-222.
11. Daly, H V, 1996. General classified key to the orders of aquatic and semi aquatic insects In: An Introduction to the aquatic insects of North America (Eds. Merritt R. W. and Cummins, K.W) Kendall Hunt, Iowa, USA. 101-112.
12. Dudgeon, D, 1999. In tropical Asian streams - Zoorenthos, Ecology and Conservation, Hong Kong University Press, Hong Kong, 828.
13. Fore, L S, Karr, J R, Wisseman, RW, 1996. Assessing invertebrate response to human activities: evaluating alternative approaches. Journal of North America Benthol. Soc., 15: 212-231.

REFERENCES