



Eco-hydrobiology with Special Reference to Entamofauna and Avifaunal Diversity of Sothuparai Reservoir, Periyakulam, Theni District, Tamilnadu, India

Medona Mary Robert Samuel, Nirmala Thivyanathan, Delphine Rose Mariya Rajendran

Research Centre of Zoology, Jayaraj Annappaikiam College for Women, Periyakulam, Tamilnadu, India

Email address:

medonawilson@gmail.com (M. M. R. Samuel), Principal@annejac.com (N. Thivyanathan),

delphinrose66@gmail.com (D. R. M. Rajendran)

To cite this article:

Medona Mary Robert Samuel, Nirmala Thivyanathan, Delphine Rose Mariya Rajendran. Eco-hydrobiology with Special Reference to Entamofauna and Avifaunal Diversity of Sothuparai Reservoir, Periyakulam, Theni District, Tamilnadu, India. *Hydrology*. Vol. 4, No. 3, 2016, pp. 26-34. doi: 10.11648/j.hyd.20160403.11

Received: February 18, 2016; Accepted: May 21, 2016; Published: May 23, 2016

Abstract: Sothuparai reservoir is located at the foothills of the Western Ghats. The water quality parameters such as water temperature, PH, turbidity, total dissolved solids, total hardness, electrical conductivity, magnesium, calcium and chloride were analyzed and are within the permissible limits and can be used for irrigation and domestic purpose. A total of 2,670 individuals of aquatic entamofauna were represented by 43 genera categorized under 32 families and 9 orders during the study period. The diversity, evenness and the Ephemeroptera, Plecoptera and Trichoptera families were higher in upperstream than in downstream. Ephemeroptera was most diverse and its presence is an indicative of good water quality. The abundance of organic pollution tolerant Baetis species was found in downstream. To compare with the upperstream has the better water quality than the downstream of the reservoir. This may be due to the interruptions by anthropogenic activities in the downstream. The diversity and structure of bird communities is essential to delineate the importance of regional or local landscapes for avian conservation. Total count method was used and a total of 1,348 individuals belonging to 38 species of 25 families were observed in Sothuparai reservoir. Out of 25 Families, Muscicapidae dominated with 4 species and Culicidae with 3 species. Thus the present investigation depicts that the Sothuparai reservoir supports variety of bird's population and aquatic insect communities. Regular monitoring of the reservoir using aquatic insects and birds as indicators will facilitate better conservation and management.

Keywords: Water Quality Parameters, Diversity of Aquatic Insects & Birds, Sothuparai Reservoir, Bio Indicator

1. Introduction

India is rich in water resources being endowed with a network of rivers and blessed with snow cover in the Himalayan range that can meet a variety of water of requirement of country [1]. Biodiversity is a precious heritage which is blessed by nature to save the planet and mankind. It is a variety of life which encompasses different genus, species, community and ecosystem along their relative abundance.

Freshwater is the blood of society [2]. Water is the major indispensable source on the living planet. It serves as the driving force for physical, chemical and biological changes throughout the world [3]. Fresh water is a finite resource,

influences on almost every aspect of development of the natural ecosystem and mankind [4, 5]. Freshwater is an unique ecosystem and they are of great ecologically significant for an area as they support different features such as food chain, food webs, regulate hydrological cycle, recharge ground water trapping of energy and shelter to large numbers of flora and fauna having great ecological and economical values [5 & 6]. The healthy aquatic ecosystem is dependent on the physico chemical and biological characteristics which actually fluctuate with seasons and degree of pollution [7 & 8]. For the past two decades, conservation of our natural commodity is very essential. Water resources have been severely affected by rapid economical development and intensified human

activities [4] any change in the natural quality induces ecological imbalance [5 & 9]. Such activities can result in stream bank erosion, increased sedimentation, and alteration of geomorphology, riverine habitats, loss of species diversity and other detrimental effects [10]. The study of riverine ecosystem – limnology involves principally the casual interaction of biotic communities to their surroundings.

In the recent years environmental monitoring through regular assessment of water quality for variety of purpose like drinking, agricultural, industrial, aquaculture, recreational and domestic purpose has become a crucial factor in the conservation of aquatic resources [11 & 12]. Rivers are water ways of strategic importance across the world, providing main water resources for domestic, industrial and agricultural purpose [13]. They are the prime factors controlling the global water cycle and the most dynamic agents of transport [14].

The quality and quantity of surface water in a river basin is influenced by natural factors such as rainfall, temperature and weathering of rocks and anthropogenic changes that curtail natural flow of the river, or alter its hydrochemistry [15]. The entire array of life in water is affected due to pollution in water [16 & 17].

Karr *et al.* [18] reported that chemical analysis of water provides only the indication of chemical quality of the ecosystems. But the physical, chemical and biological nature determines the floral and faunal diversity [19]. Population Pressure, urbanization, industrialization and increased agricultural practices have significantly contributed to the pollution and toxicity of aquatic ecosystems. Pollutants bring about a change not only in physical and chemical quality of water but also modify the biotic components, resulting in the limitation of the valuable species [20].

Since Biological communities integrate the environmental effects of water chemistry, in addition to the physical and geomorphological characteristics of rivers and lakes, biological assessment is an effective alternative tool for analyzing the ecological quality of aquatic ecosystem.

Freshwater habitats including both lentic and lotic habitats serves as a home to greater entamofauna. Aquatic insects are among the most prolife animals on earth, but are highly specialized and represent less than 1% of the total animal diversity [21]. Aquatic insects have been used to assess the biological integrity of stream ecosystem in various studies [22 & 23]. Over 95% of the total individual in fresh water particularly streams comprise of these immature life stages of aquatic insects. They play an important role in food chain of stream ecosystem. Some freshwater insects have specific requirements regarding their nutrients, water quality, substrate and vegetation. The impact of human on freshwater were assessed by the use of indicator species [24]. Indicator species are those taxa known to be particularly sensitive to specific environmental factors. Any changes in their incidence and abundance may directly reflect on

environmental changes [25].

Among the 56% of insects, only 3-5% is aquatic and they are minor fraction of all insects. Nearly 3% of all the insects initiate their life cycle as aquatic larvae before emergence as winged terrestrial forms [26]. The limited number is probably the result of the limited amount of fresh water habitat in comparison with the land surface [2]. The use of aquatic insects as bio indicators provides data to estimate the degree of environmental impact and its potential effects on other living organisms [27]. In general, aquatic insects are largely ignored in the contemporary estimation on Indian biodiversity and hence the present study documents the diversity of aquatic entamofauna in Sothuparai reservoir, Theni District.

Birds are the most conspicuous and significant component of different habitats, their presence or absence may indicate the ecological conditions of the particular area [28]. Birds are the best monitors of an environmental change. Due to the spreading of urbanization and modern technology, distribution of species may change with the local scale processes. The preservation of global species diversity has emerged as one of the most important issues today [29].


Seasonal variations in the food availability also determines the regular pattern of migration and local movements. Food availability is the major factor determining the seasonality of breeding. Cody [30] explored the resource division in grassland bird communities and found that the influx of migratory bird population was due to the availability of arthropods [31]. Unfortunately global diversity of birds is decreasing incessantly primarily due to anthropogenic disturbances and climate change [32].

The Sothuparai reservoir supplies water to the nearby villages of Periyakulam Taluk. The reservoir not only supplies water for drinking and irrigation but also maintain the ecosystem of the area through preservation of many species of plants, fishes, aquatic insects, birds *etc.* Thus the present investigation was undertaken to study the ecological parameters and assessment of abiotic and biotic potential of the reservoir with special reference to entamo and avifaunal diversity.

2. Materials and Methods

2.1. Description of the Study Site

Sothuparai is located at 9 km. from Periyakulam and situated between the longitude 77° 28' 4" and latitude 10° 7' 45" in Theni District. Sothuparai dam is built across the Varaganathi in Periyakulam, Theni District of Tamilnadu, Southern India. Sothuparai dam supplies drinking water to Periyakulam throughout the year. Full reservoir level is 405.5cm. Length of dam is 345 meter. Height of the dam is 1035.00 feet. Maximum water level is 100.22 feet. The wide expanse of stored water is an impressive sight.



2.2. Analysis of Water Quality Parameters

Electrical conductivity of the Sothuparai Reservoir was within the permissible limit as prescribed by APHA [33]. The EC values were found to be comparatively high in August and lower in November (Table 1). This is due to increased rate of evaporation leading to high concentration of salts and same results were obtained by Shivasankar and Venkataramana [40]. A high level of conductivity reflects the pollution status as well as trophic level of the aquatic body [12]. Similar seasonal variation was examined by Verma *et al.* [45] in Kalpi River; Anil kumar *et al.* [17].

Table 1. Physical Parameters of Water Samples in Sothuparai Reservoir during June - Nov, 2014.

Physical Parameters	June	July	August	September	October	November
Turb. NT units	2	3	4	4	5	4
TDS (mg/l)	49	49	55	53	55	54
EC mho/cm	70	70	76	72	62	60

3.1.4. Potentio of Hydrogeny

pH of the natural water is usually between 6.0 to 8.5 [46 & 47]. PH values of the Sothuparai Reservoir lies between 6.1 to 7.1 (Table 2). Deviprasad *et al.* and Smitha *et al.* [48 & 49] investigated the pH variation in the water samples of wetlands in Mysore. In Nacharam lake high alkaline pH was noted by Motalagh *et al.* [50]. In the present investigation the p^H of the Sothuparai reservoir is within the specified range as in the studies of MedonaMary *et al.* [51 & 52]. According to [53] Jhigran and Sugnan, the pH ranged between 6 - 8.5

which is the medium productive aquatic system.

3.1.5. Total Alkalinity

During the study period the total alkalinity values ranged between 20 and 22 mg/l and the values were within the limit (Table 2). Mohammad *et al.* [5] and Ashokumar *et al.* [42] recorded similar values in their studies at Wygra reservoir and rivers of Uttarakand. According to Singhal *et al.* [54] an increase in the free CO₂ may result in the increase of alkalinity.

Table 2. Chemical parameters of water samples in Sothuparai Reservoir during June - Nov, 2014.

Chem. Parameters in mg/l	June	July	August	September	October	November
pH	6.2	7	6.1	6.5	7	7.1
Total Alkalinity	20	22	22	22	20	20
Total Hardness	26	24	26	26	21	24
Calcium	5	4	5	5	5	4
Magnesium	3	3	3	3	3	3
Iron	5	8	7	7	5	5
Ammonia	0.4	1	0.5	0.5	1	1.4
Nitrite	0.01	0.04	0.02	0.02	0.04	0.04
Nitrate	2	2	2	2	4	4
Chloride	7	10	6	6	5	4
Fluoride	1.2	0.8	0.6	0.7	0.7	0.7
Sulphate	6	4	5	5	4	4
Phosphate	0.4	1	0.5	0.5	0.6	0.5
Dissolved oxygen	0.63	0.63	0.63	0.63	0.63	0.63
Biological Oxygen Demand	8	8	7	8	7	8

3.1.6. Total Hardness

The variation in total hardness ranged from 21 mg/l to 26 mg/l (Table 2). The least value of hardness was recorded in October and the maximum value was recorded in August and this may be due to heavy shower which carries sedimentary rocks, run off and other silt as in the study of Kalavathy *et al.* [55] and Pulugandi, [12].

3.1.7. Macro Elements of Water Samples

Calcium ranged from 4 to 5 mg/l. The values were below the permissible limit. The amount of calcium decreases in the month of July and November and this may be due to absorption of calcium by living aquatic organism and less oxidation. Increased amount of calcium was observed in August and October (Table 2). Kiran [56] and Pulugandi, [12] observed that the increase in calcium level during monsoon was due to rapid oxidation of organic matter being present in rocks.

The amount of magnesium present in the water sample was higher in October and lower in June (Table 2). The optimum range of Mg lies between 30 mg/l to 100 mg/l. As per the Indian standards WHO and BIS they were below the permissible limit and the high level of magnesium is may be due to the mixing of animal organic waste [58]

Bureau of Indian standards [46] prescribe that the optimum range for sulphate is 400mg/l - 1000 mg/l. During the study period sulphate concentration ranges between 4 mg/l to 6 mg/l (Table 2) and the value was much below the Permissible limit [40].

The results in (Table 2) showed that the nitrate and nitrite concentrations were within the permissible range. The amount of nitrate was high in August and October. The values of nitrite ranged between 0.01 and 0.04mg/l. Maximum amount of nitrite and nitrate plays an important role in the process of eutrophication [62]. Similar observations were made by Rajasekar *et al.*, [63] in Minor reservoir, Andrapradesh.

Table 1 tabulates the amount of ammonia present in the water sample. The values varied between 0.4 to 1 mg/l and it was above the permissible limit. This may be due to the natural breakdown of nitrogenous organic compounds in water and soil and also by the breakdown of biota [64 & 12].

In the present investigation the phosphate concentration ranged from 0.4 to 20 mg/l (Table 2). These values were within the permissible limit. Comparatively an increase in phosphate concentration was in August and minimum in June. The present study also coincides with the findings of [64]. The report showed that the low level of phosphate

indicates that water is free from domestic sewage or effluent [65].

3.1.8. Micro Elements of Water Samples

The permissible amount of iron in natural water is to be 0.7 mg/l to 3.0 mg/l. In Sothuparai reservoir the concentration of iron was higher (8mg/l) than the permissible values (Table 2). Cari-AnnHayer *et al.* [57] observed that stream with high concentration of iron more than 5 mg/l had reduced periphyton biomass and invertebrate abundance.

The maximum amount of chloride ion in Sothuparai reservoir was recorded during the month of August (10 mg/l) and the minimum value (4 mg/l) is in November (Table 2). This may be due to leaching of rocks in reservoir [59]. Level of chloride in the aquatic ecosystem is one of the indicators of water pollution [60]. The increase in chloride level in rivers and dam is due to discharge of industrial and municipal wastes [61]. In the present study the level of chloride was below the permissible limit and therefore there is no mixing of industrial and municipal waste into the reservoir.

The concentration of fluoride in fresh water is a vital factor of hydro geochemistry as it has an impact on human health. The fluoride concentration in this study ranged between 0.7 mg/l to 2 mg/l (Table 2). The present study coincides with the observation made by Vinitkumar *et al.* [58].

3.1.9. Biological Oxygen Demand (BOD) and Dissolved Oxygen

The permissible limit of BOD is 6.0 mg/l according to Indian standards. The values of water samples in Sothuparai reservoir were higher than the permissible limit (Table 2). Ashokkumar *et al.* [42] observed much lower BOD values in the rivers of Uttarkahand, where as Vahana *et al.* [64] observation showed a higher BOD values in Ambhir Lake and Chinnarayani Lake.

The values for dissolved oxygen were below the permissible limit (Table 2). Hujara, [66]; Shivasankar and Venkatarama, [40], reported high DO levels which indicates higher autotrophic, low organic and inorganic load. Dissolved oxygen is vital for the survival of aquatic organisms. It is also used to evaluate the degree of freshness of water [67 & 58]. The Dissolved Oxygen values remain lower in the system, where the rate of respiration and organic decomposition is high [68].

3.2. Aquatic Entamofauna

3.2.1. Composition of Aquatic Insect Assemblages

In Sothuparai Reservoir a total of 2670 individuals of aquatic entamofauna were represented by 43 genera categorized under 32 families and 9 orders during the study period. The aquatic entamofauna of upper stream constituted 2,053 individuals belonging to 32 families, 9 orders & 39 genera, and in downstream 617 individuals belonging to, 22 families, 9 orders & 27 genera were recorded. The number of individuals and abundance was higher in upperstream than in downstream (Figure 2 & 3). Similar observations were made by Wahizatul *et al.* [27] and MedonaMary *et al.* [52].

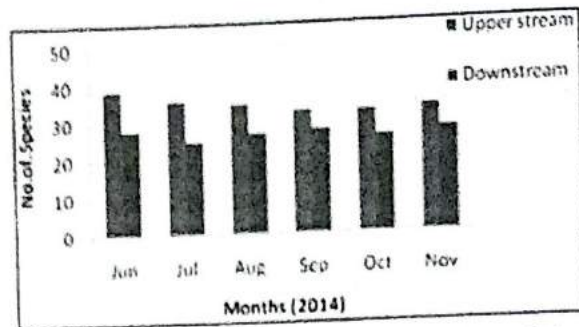


Figure 2. Number of Aquatic Entamofauna recorded in Sothuparai Reservoir.

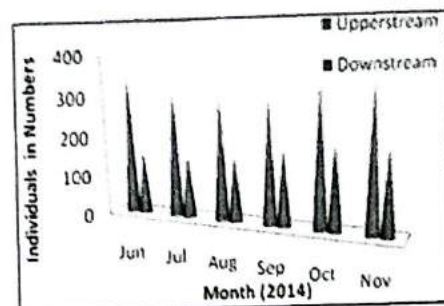


Figure 3. Abundance of Aquatic Entamofauna recorded in Sothuparai Reservoir.

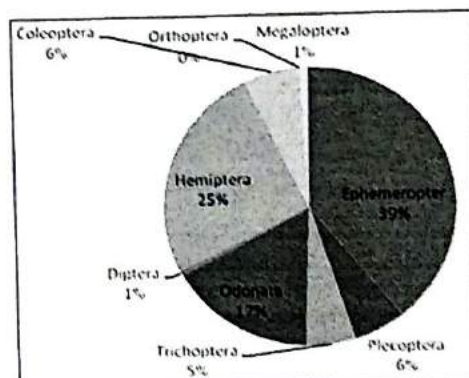


Figure 4. Composition of Aquatic insects in the Upperstream of Sothuparai Reservoir.

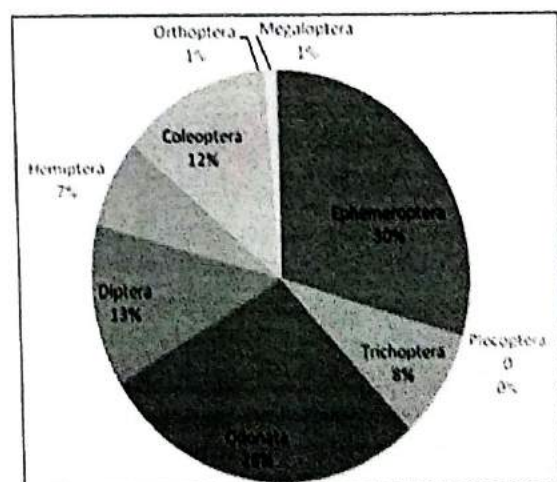


Figure 5. Composition of Aquatic Insects in the Downstream of Sothuparai Reservoir.

Figure 4 & 5 shows the composition of various insect orders collected from the upperstream and downstream of Sothuparai Reservoir. Ephemeroptera were the dominant groups with highest number and numerical abundance followed by Hemipterans. Such type of observations were done by Gupta and Nazzary, [69] and MedonaMary *et al.* [52]. Ephemeroptera found to have highest number of taxa where as the plecoptera has the least number of taxa where as in the study of Hoang *et al.* [70] recorded highest number of hemiptera in Du River was recorded.

3.2.2. Diversity and Evenness of Aquatic Entamofauna

Higher diversity of aquatic insect communities was observed in upperstream than in downstream. The diversity was high in June and low in October (Figure 6). This is in par with the observations made by Medona Mary *et al.* [52]; Kalayarasi, [71] Dinakaran and Anbalagan [72]. Evenness of aquatic entamofauna of the present study was higher in upperstream whereas it was lower in downstream (Figure 7). In upperstream, the evenness was observed high in September and low in June & July, where as in downstream the value was high in July and low in September (Figure 7). Even distribution of aquatic insects was observed in upperstream than in downstream. The values were in concordance with the findings of Medona Mary *et al.* (2015) [52].

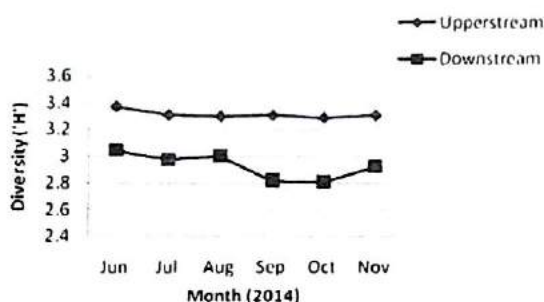


Figure 6. Diversity of Aquatic Entamofauna recorded in Sothuparai Reservoir.

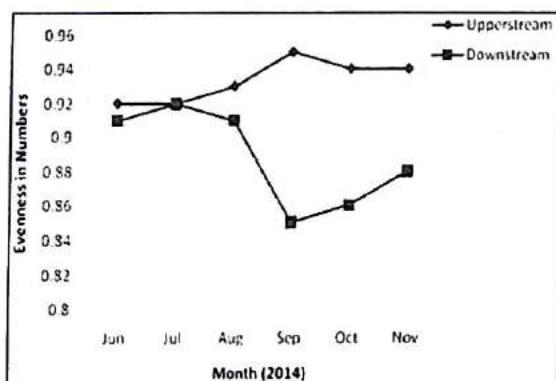


Figure 7. Evenness of Aquatic Entamofauna recorded in Sothuparai Reservoir.

3.2.3. Ephemeroptera, Plecoptera Trichoptera Richness

In the present investigation 51% of EPT taxa were observed in upperstream and 38% in downstream (Figure 8). The downstream has the highest (49%) non EPT taxa

richness. This study indicates that the richness of pollution sensitive organism dwells in upperstream and pollution tolerant organism such as Baetis, Ptilia, Tipula, Lamelligomphus in downstream. To compare with, the upperstream has the better water quality than the downstream of the reservoir. This may be due to the interruptions by anthropogenic activities in the downstream. Such type of observations were made by Wahizatul *et al.* [27]; Medona Mary *et al.* [52] and Abijna *et al.* [73].

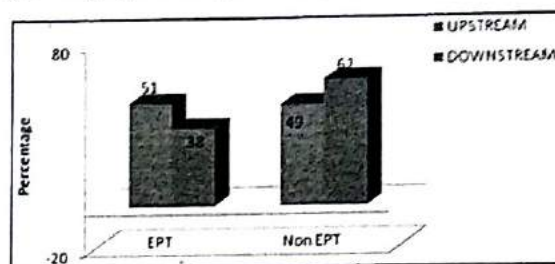


Figure 8. EPT and Non EPT Taxa Richness of Aquatic Entamofauna in Sothuparai Reservoir.

3.3. Avifaunal Diversity

A total of 1,348 individuals belonging to 38 species of 9 families were observed in Sothuparai reservoir. Out of 9 Families, Muscicapidae dominate with 4 species and Culicidae with 3 species. Maximum numbers of birds were observed in November and Minimum in July and the condition is same for the abundance of birds (Figure 9 & 10). Seasonal difference in the abundance of food resources result in seasonal changes in the species abundance of birds Gaston *et al.* [74]. Donar *et al.* [75] observed the high occurrence of bird species in the aquatic area is because of birds breeding, feeding and nesting.

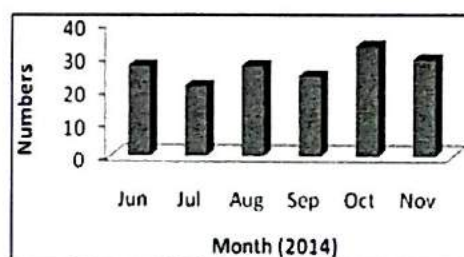


Figure 9. Number of Bird Species in Sothuparai Reservoir.

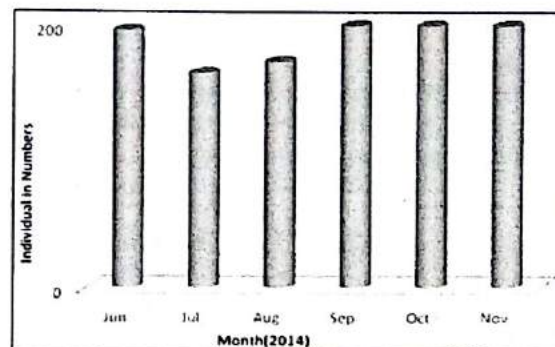


Figure 10. Abundance of Bird Species in Sothuparai Reservoir.

Diversity of birds was higher in August and lower in July (Figure 11). Evenness was high in October and it was low in July (Figure 12). Diversity and evenness was low in July may be due to the scarcity of water before monsoon. The bird species throughout the study were evenly diversified and distributed. Rana, 2005 [76] suggested that in natural habitats where the anthropogenic activities were less and minimum, the diversity of the bird species will be higher than the fragmented habitat.

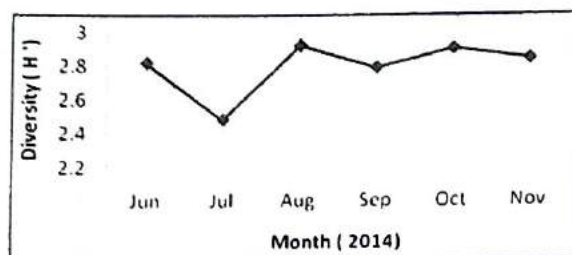


Figure 11. Diversity of Avifauna in Sothuparai Reservoir.

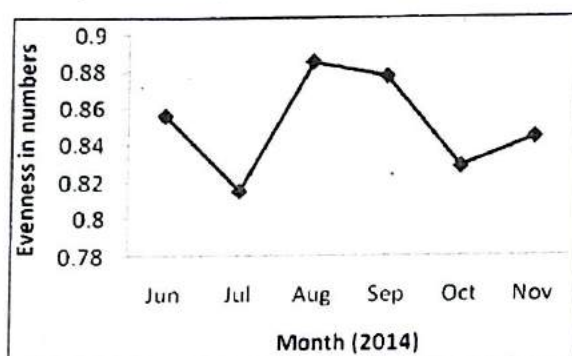


Figure 12. Evenness of Avifauna in Sothuparai Reservoir.

4. Conclusion

Though there are some of the physico chemical parameters are below the permissible limit, it has not much effect on the organism and the aquatic ecosystem. The iron content in Sothuparai reservoir was much higher than the permissible limit. The water quality parameters of Sothuparai Reservoir clearly visualize the suitability of the water for the aquatic life and proper functioning of the ecosystem and for the welfare of human beings. Assessment of the abiotic parameters is vital for analyzing the aquatic ecosystems. The homeostatic of a healthy reservoir was determined by the physico-chemical characteristic of the freshwater which intern assess the diversity of aquatic insect and bird communities. Thus the present investigation describes that the bio-monitoring of the Reservoir using bio-indicators (aquatic insects and birds) in the reservoir is an effective tool for the better management of the Sothuparai Reservoir.

Acknowledgement

Authors express their deep sense of gratitude to University Grants Commission and Jayaraj Annappackiam College for

Women (Autonomous), Periyakulam for providing the fund and the laboratory facilities. Authors acknowledge the immense help received from the scholars whose articles are cited and included in references of this manuscript. We are grateful to our research supervisor for useful discussions during the course of the study and preparation of the manuscript. The authors are also grateful to authors / editors / publishers of all those articles, journals and books from where the literature for this article has been reviewed and discussed.

References

- [1] R. M Bhardwaj, water quality in India- Achievements and Constraints. In: Intermit. Work season on water statictics, Vienna, 2005, June 20-22.
- [2] R. G. Wetzel, Limnology W. B. Soundins Company, Philadlphia, 1975, pp. 743.
- [3] Boyd, C. E. "Water quality: An Introduction "Springer, (2000).
- [4] Y. Yin, Y. Zhang, X. Liu G. Zhu, B. Quin, Z. Sih, L. Feng. "Hydrobiologia", 2002, pp. 665, 129.
- [5] M. Jhon Mohammed, P. V. Krishna, O. A. Lamna and Shabbarkhan. "Analysis of water quality using limnobiology status of Wyra Resorvoir, Khammam District, Telungana, India". International Journal of Current Microbiology and Applied Science, 2015, 4, 2, pp. 880-895.
- [6] B. Simpi, Hiremath S. M, Murthy K. N. S, K. N Chandrashekareppa A. N. and Puttiah E. T "Analysis of water quality using physicochemical parameters, Hosahallie Tank in Shimoga, District", Karnataka, India, Global Journals Inc., USA, 2011, 11, 3.
- [7] J. Cairns and K. Dicson. "A Simple Method for Biological Assessment of the Effect of waste discharge on the aquatic bottom dwelling organism". J. Wat. Pollu. Control, 1971, pp. 775.
- [8] K. Venkatesharaju, P. Ravikumar, R. K. Somashehar, K. K. Prakash "Physico Chemical and Bacteriological investigation on the river Cauvery of kollegal stretch in Karnatka, Journal of Sci. Eng. and Technology, 2010, 6, 1, pp. 50-59.
- [9] V. Patel, P. Parikh. "Assessment of Soil Quality Parameters 7 Heavy Metal Load in Mini River Basin, Vadodara", Int. Jour. of env. Sci., 2012, Vol. 3. No. 1.
- [10] Bios, "Freshwater of India, Proc." 2009.
- [11] K. Maya, S. I. Ramya, B. Baburaj, I. Lakshmi, V. R. Nisha J. Sangeetha, D. Pamalal. "International Journal of Agr. Science, 2013, pp. 363-372.
- [12] C. Pullugandi. "Anlysis of water quality parameters in Vembakottai Water Reservoir, Virudunagar District, Tamilnadu" A report- Research Journal of Recent Science, 2014, Vol. 3, pp. 242-247.
- [13] N. G. Faith "Water quality trends in the Rerste River, Western Cape", A mini thesis submitted in partial fulfillment of the requirements for the degree of Magister, Scientiae, Integrated water Resource Management of western cape. 1990-2005, 41.

- [14] R. M. Garrels, F. T. Mackenzie and C. Hunt "Chemical cycle & the global environment", William Kaufman, New York, 1975, pp. 260.
- [15] N. Raj and P. A. Azeez. "Spatial & temporal variation in surface water chemistry of a tropical river, the river Bharathapuzha, India current science", 2009, vol. 96, 2.
- [16] D. Kamal A. N. Khan, M. A. Rahaman, & F. Ahamed. "Study on the Physico Chemical properties of water of Mouri River, Khulna, Bangladesh. Pakistan Journal of Biological Science", 2007 10, 5 pp. 710-717.
- [17] AmalKumar Patra, Suman Sngupta and Tanmay Ddatta "Physico-chemical properties and ichthyofauna diversity in Karala river, a tributary of Teesta River at Jalpaiguri District of West Bengal, India." International Journal of applied biology and pharmaceutical technology, 2011, Vol 2 pp. 47-58.
- [18] J. R. Karr, J. D. Allen and A. C. Benke. "River conservation in the united states and Cannada. In P. J. Boon, B. R. Davies, G. R. Petts (eds) Global perspectives on River conservation Science Policy and Practice, 2000.
- [19] B. Regina, B. Nabi. "Physico-chemical spectrum of the Bhavans river water collected from the Kalingaryan dam, Tamilnadu". Indian J. Enviro. Ecoplan, 2003, 2, 9, pp. 16-21.
- [20] V. Mary Kensa and S. Jayakavitha "Studies on the Physicochemical Characteristics of Water Samples of Putheri Area, Kanyakumari District, Tamilnadu". EM International Poll Res., 2013,32,1, pp. 83-86.
- [21] R. W. Pennak, "Limnological variables in a Colorado mountain stream. Freshwater Biology, 4, 1974, pp. 343-368.
- [22] D. M. Rosenberg and V. H. Resh, Freshwater biomonitoring and benthic invertebrates, Chapman and Hall, Newyork, 1983, pp. 448.
- [23] M. Duran and M. Suicmez, "Utilization of both benthic macro invertebrates and physic chemical parameters for evaluating water quality of the strwam Cekerek J. Environ. Biol., 28, 2007, pp. 231-236.
- [24] N. A. Nagendran, "Stream Characteristics and biomonitoring of Perumal Patha Odai, Karanthamalai, TamilNadu. Ecol. Env & Cons. 2007,13,1, pp. 57-62.
- [25] T R. New., "Insect Conservation", Dr. W. Junk Publishers, Dordrecht, Netherlands. 1984, pp. 188-198.
- [26] H. V. Daly, General classified key to the orders of aquatic and semi aquatic insects In: A introduction to the aquatic insects of North America (Eds. Merrit R. W. and Cummins, K. W) Kendall Hunt, Iowa, USA, 1996, pp. 101-112.
- [27] A. Wahizatul, S. H. Luna, A. Ahamed, "Composition and Distribution of Aquatic Insect Communities in Relation to Water Quality in Two Freshwater Streams of Hulu Terengganu", Journal of Sustainability Science and Management, 2011. 6, 1.
- [28] Muhammad Nawaz Rajpar and Mohamed Zakaria "Bird Species Abundance and their Correlationship with Microclimate and Habitat Variables at Natural Wetland Reserve, Peninsular Malaysia" International Journal of Zoology, Volume1, 2011.
- [29] V. S Vijayan Keoladuo National Park ecology study Final report Journal of Bombay Natural History Soc. 1991, Pp. 337.
- [30] Cody, "Interspecific territoriality among having birds Species" Condor 70(3) 1968, pp. 210-271.
- [31] R. Greenberg "Insectivorous Migratory Birds in Tropical Biosystems the Breeding Currency Hypothesis Journal of Avian biology" 1995, 26, 3, pp. 260-264.
- [32] L. Cheng, Marine Insects. American Elsevier Publ. co. Newyork, 1976.
- [33] APHA "Standard methods for the Examination of Water and Waste Water. American Public Heath Association" 21st Edn., Washington, D. C., 2005.
- [34] R. W. Merrit and K. W Cummins., "An Introduction to the Aquatic Insects of North America" (2nd Edn. Kendall. Hunt Publication Company, Dubuque, Iowa, 1988, pp.722.
- [35] D. Dudgeon, In tropical Asian streams – Zoorenthos, Ecology and Consolation, Hong Kon University Press, Hong Kong., 1999, pp. 82.
- [36] K. A. Subramanian, and K. G. Sivaramakrishnan, "Aquatic insects of India: A Field Guide", 2007.
- [37] J. Howes, and D. Bakewell, Shorebird Studies Manual. AWB Publication No. 55. Kuala Lumpur, 1989.
- [38] C. E. Shannon and W. Weiner "The Mathematical Theory of Communication". University Illinois Press, Urbana, 1949.
- [39] A. K. De, "Environmental Chemistry" 4th Edn., New Age International Publication, New Delhi, 2002, pp 231-232.
- [40] P. Shivashankar, G. V. Venkataramana, "Seasonal Fluctuations of Water Quality Parameters in Selected Points of Bhadra River, Karnataka, India" International Journal of Innovative Research in Science, 2015, Vol. 4. Pp. 219-224.
- [41] N. PramodKamble, B. Viswas Gaikwad and R. Shashikant Kuchekar "Monitoring of Physicochemical Parameters and Quality Assessment of Water from Bhandaradare Reservoir" Pelagia Research Library, 2011,2 4 pp. 229-234.
- [42] B. S. AshokKumar, V. D. Joshi, A. K. Sing and Amitabh Talwar. "Physical Chemical and Bacteriological Study of Water from River of Uttarakhand" J. Hum. Ecol, 2010, 32, 3, pp. 169-173.
- [43] J. Narayana, E. T. Puttain and D. Basavaraja "Water Quality Assessment of Water Quality Parameters of Reservoir Characteristics of Anjanapura Reservoir near Shikaripur District Shimoga, Karnataka", J. Aqua. Bio. 2008, 23, pp. 59-63.
- [44] R. K. Garg, R. J. Rao, D. Ucchariya G. Shukla and D. N. Sakkena, "Seasonal Variations in water quality an d pollution status of Kalpi River, Gwalior
- [45] A. K. Verma and D. N. Sakssena, "Assessment of Water Quality and Pollution Status of Kalpi River, Gwalior Madhya Pradesh, with special reference to Conservation and Management Plan," Asian J. Exp. Biol. Sci. 2, 2010, 3,1, pp. 419-429.
- [46] BIS: IS 10500, Indian standards for Drinking Water, Bureau of Indian Standards, New Delhi, India (2004).
- [47] ISI.1991 Indian Standards institution, Indian Standards Tolerance Limit for Inland Surface Water Subject to Pollution, second revision. 15: 2296.

- [48] A. G. Deviprasad, G. V. Venkataramana and Thomas, "Fish diversity and its conservation in major wetlands of Mysore", *J. Environ. Biol.* 30 (5), 2009, pp. 713-718.
- [49] Smitha, D. Ajay and P. Shivasankar, "Physico chemical analysis of the freshwater at river Kapila, Nanjangudi industrial area, Mysore, India, *J. Envi. Sc.* 2, 8, 2013, pp. 59-65.
- [50] Amin Hossaini Motalagh, K. Navitha and P. Manikya Reddy, "Biological studies of Naceharam lake with reference to water quality", *Poll Res.* 32 (4): 2013, pp. 829-832.
- [51] R. Medona Mary, T. Nirmala and M. R. Delphine Rose, Evaluation of Physical and Chemical characteristics of Water at Sothuparni reservoir, Theni District, Tamilnadu, India. *International Research Journal of Environment Sciences*, 2014, Vol. 3, 8, pp. 1-4.
- [52] R. Medona Mary, T. Nirmala, and M. R. Delphine Rose, "Diversity and Distribution of Aquatic Insects In Sothuparni Reservoir at Periyakulam, Theni District, Tamilnadu, India". *Int J Cur Res Rev*, 2015, Vol 7, 9, pp. 10-15.
- [53] A. G. Jhingran and V. V. "General Guidelines and Planning Criteria for Small Reservoir Fisheries Management", *Proc. Nat. Workshop Reservoir Fish*, 1990, pp.1-8.
- [54] R. N. Singhal, S. Jeet and R. W. Davies "The Physico-chemical Environment and the Plankton Managed Ponds in Hariyana, India". *Pro. Indian Acad. Sci. Anim. Sci.*, 1986, 95, 3, pp. 353.
- [55] S. Kalavathy, T. Sharma and P. S. Krimav., "Water Quality Index of River Cauvery in Trichy District, Tamilnadu", *Arch. Environ. Sci.*, 2011, 5, pp. 55-61.
- [56] B. R. Kiran, "Physicochemical Characteristics of Fish Ponds of Bhadra Project at Karnataka," *Rasayan J. Chem*, 2010, 3, 4, pp. 671-676.
- [57] Cari-ann Hayer, M. Benjamin, Holocomb and Steven R. Chipps, Associations between Iron concentration and productivity in Montane streams of the Black Hills, SAouth Dakota" *The Prairie Naturalist* 45, 2013, pp. 68-76.
- [58] VinitKumar, Sandeep Arya, Anshu Dhahay Minakshi & Chanchal. "A Study on Physico-Chemical Characteristics of Yamuna River around Hamirpur (UP)", *Bundelkhans Region central India*, 2011.
- [59] S. K. Pawar and J. S. Pulle, "Studies on physico chemical parameters in Pethwada dam, Nanded District in Maharashtra, India," *J. Aqua. Biol.* 20, 2, 2005, pp. 123-128.
- [60] M. Munawar "A Limnological Study of Fresh Water Ponds of Hyderabad, India", *The biotope. Hydrobiologia*, 1970, 35, pp. 127-162.
- [61] J. S. Chandrasekhar, K. Lenin Babu and R. K. Somasekhar "Impact of Urbanization on Bellandur Lake, Bangalore-A Case Study", *J. Environ. Biol.* 2003, 24, 3, pp. 223-227.
- [62] M. S. Sharma., N. Chisty., V. Sharma., H. Malara and R. Sharma, "Biodiversity of Zooplankton in Rajasthan Waters. Proceedings Taali" 2007: 12th World Lake Conference.
- [63] A. V. Rajasekar, A. Lingalah S. Rao and R. S. Piska "The Studies on Water Quality Parameters of a Minor Reservoir, Nadargal, Rangareddy District, Andhra Pradesh" *J. Aqua. Biol.*, 2007, 221, pp. 118-122.
- [64] H. Jeemuta Vahana, P. Yadagiriri Swamy, Ravi Shankar Piska, Mohd Kaleem and Sharath Kumar, *Poll. Res.* 32, 2, 2013, pp. 371- 374.
- [65] S. Vipul, H. K. Sharma, R. Sharma, M. S. Sharma, K. S. Gaur "A Report on the Freshwater Cladocera (Crustacea: Branchipoda) of South Rajasthan (India)" *International Journal of Environmental Science*, 2012, 3, 1, pp. 276-296.
- [66] M. S. Hujara, "Hydrobiological Studies on Some Water Reservoirs of Hatkanangale Tahsil (Maharashtra)", Thesis, submitted to the Shivaji University, Kolhapur, 2005.
- [67] P. O. Agbairo and C. G. OBI, "Seasonal Variations of some physico chemical properties of river Ethiope water in Abraka, Nigeria. *J. of Applied Sci. Environ. And management* 13, 1, 2009, pp. 55-57.
- [68] A. Mishra, Mukherjee, A. and Tripathi, B. D, seasonal and Temporal variation in physico chemical and Bacteriological characteristics of river Ganga in Varanasi. *Int. J. Environ. Res.* 3, 3, 2009, pp. 395-402.
- [69] Susmitha Gupta and Rupali Nazzary, "Aquatic insect community of lake, Phulabri anua in Cachar, Assam, *J. Environ. Biol.* 34, 2013, pp. 591-597.
- [70] T. H. K. Hong, K. Lock, K. Chi Dang, N. De Pauw and P. L. M. Goethlin, "Spatial and temporal Patterns of macroinvertebrate communities in the Du River Basin in Northern Vietnam, *J. fresh wat. Ecol.*, 25, 2010, pp. 637-647.
- [71] R. Kalaiarasi, "Compostion and Trophic categorization of aquatic insects and biomonitoring of selected streams of Southern Western Ghats" *M. Phil. Dessertation*, 2008.
- [72] S. Dinakaran and S. Anbalagan, "Anthropogenic impacts on aquatic insects in six streams and rivers of Southern western Ghats. *Journal of Insect Science*, 7, 2007, pp. 37-39.
- [73] U. Abhijna, G. Ratheesh, R. Bijukumar A., Distribution and Diversity of aquatic insects of Vellayani Lake in Kerala. *Journal of Environmental Biology*, 34, 2013, pp.605-611.
- [74] K. J. Gaston, What is biodiversity? In biodiversity! A biology of number and difference Gaston (ed.) Blackwell Science, London, 2000, pp. 3-8.
- [75] K. Donar, R. Reddy and D. P. Deshpande, Avifaunal Diversity of Nipani Reservoir, Belgaum District Karnataka. *The Ecoscan.*, 2012, pp. 27-33.
- [76] S. V. S. Rana, "Essentials of Ecology and Environmental Science" 2nd edn. Prentice-Hall of India Private Ltd, New Delhi, 2005.